



Mondavi Shoe Box



Description

- Series: ESBUS-EC
- Lamp Life Rating: 100,000 hours
- Lumen Maintenance: 70% over 100,000 hours
- Light Output: 5000K, 82-85 CRI
- IP Rating: IP65
- Applications: Parking lot, athletic courts, and off road areas
- EPA: 1.7ft²
- Warranty: 10 Year Limited

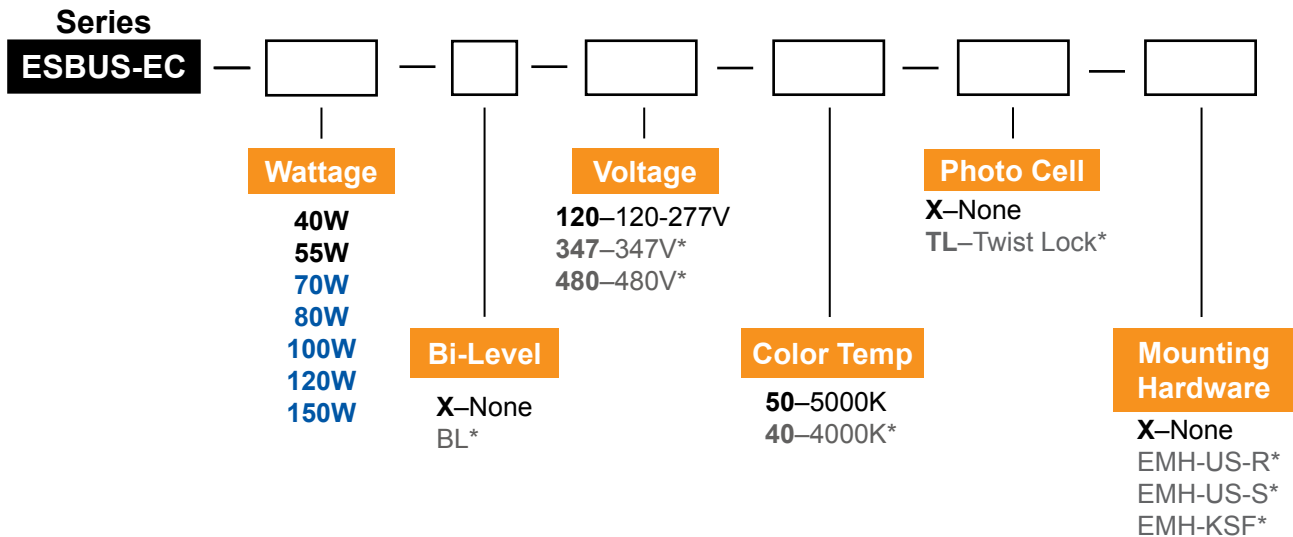
Specifications and Patent Pending Features

- Bi-Level Ballast option dims to 40% power for additional energy savings
- Specular reflector optimized for induction lamp geometry
- Integrated heat sink system for extended life
- Acrylic lens with Type IV prescription
- Full cutoff heavy duty aluminum/hybrid interior design with increased durability for harsh environments
- Excellent vibration & shock resistance
- Fixture body 80% recycled polycarbonate resin



*Protected by U.S. Patents No. D636,526; D636,518; D638,162. Additional Patents Pending

Ordering Information



Bold = Standard

Grey * = Upgrade options available upon request

Blue = Bi-Level Wattage Options

Example: **ESBUS-EC-100-BL-120-50-TL-X**

*Legal Notice: Full Spectrum Solutions owns proprietary rights in the EverLast® Series of fixtures in the form of U.S. Patents No. D636,526; D636,518; D638,162 Additional Patents Pending.

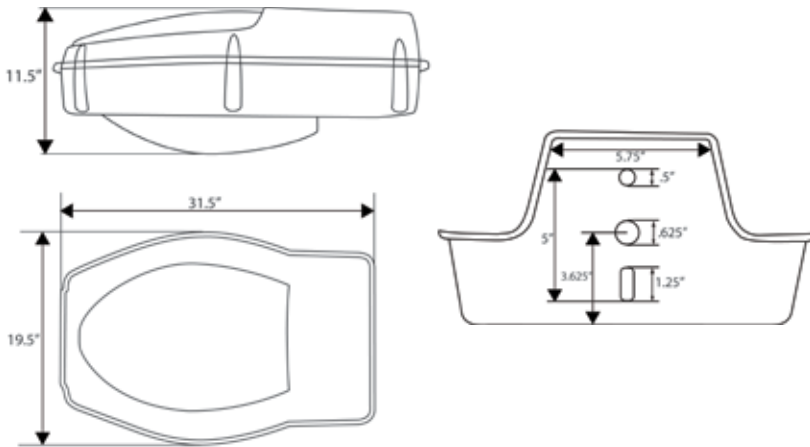
Call Toll Free: 888-383-7578

www.everlastlight.com

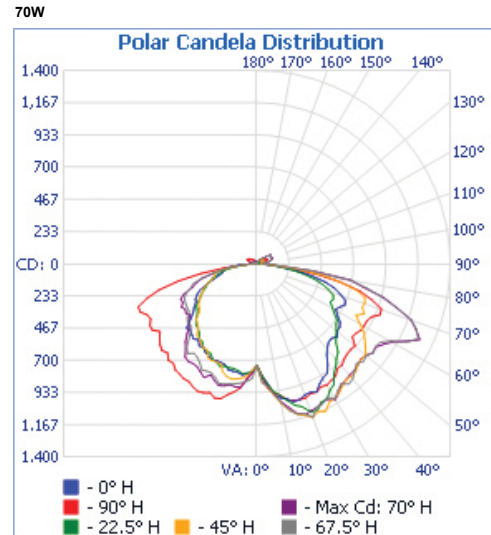
© 2012 EverLast® Lighting. All Rights Reserved. Published by EverLast® Lighting, 2021 Wellworth Avenue, Jackson, Michigan 49203. Reproduction in part or whole of this document in any commercial uses including publication, broadcasting or redistribution in any medium without the prior written permission of the publisher is prohibited.



Dimensions



Photometric Data



Lamp Specifications

Wattage	Lumens	L/W Ratio	CRI	CCT (KELVIN)	Rated Life
40W	3,350	84	82-85	5000	100,000 hours
55W	4,650	84	82-85	5000	100,000 hours
70W / 28W	5,900/2,400	84	82-85	5000	100,000 hours
80W / 32W	7,150/2,900	84	82-85	5000	100,000 hours
100W / 40W	8,400/3,400	84	82-85	5000	100,000 hours
120W / 48W	10,100/4,100	84	82-85	5000	100,000 hours
150W / 60W	12,600/5,100	84	82-85	5000	100,000 hours

Ballast Specifications

System Wattage	Input Voltage	Input Current	Input Freq.	Power Factor	Ambient Temp	THD
44W	120-277V/480V*	0.38-0.17A / 0.10A	50/60Hz	>0.95	-40 to 130 F°	<10%
61W	120-277V/480V*	0.50-0.21A / 0.13A	50/60Hz	>0.95	-40 to 130 F°	<10%
78W / 82.6 / 36.9 dimmed	120-277V/480V*	0.63-0.29A / 0.16A	50/60Hz	>0.95	-40 to 130 F°	<10%
90W / 94.4 / 46.9 dimmed	120-277V/480V*	0.70-0.32A / 0.19A	50/60Hz	>0.95	-40 to 130 F°	<10%
111W / 118.0 / 58.5 dimmed	120-277V/480V*	0.93-0.42A / 0.22A	50/60Hz	>0.95	-40 to 130 F°	<10%
134W / 141.6 / 70.1 dimmed	120-277V/480V*	1.05-0.46A / 0.28A	50/60Hz	>0.95	-40 to 130 F°	<10%
165W / 166.0 / 85.0 dimmed	120-277V/480V*	1.35-0.61A / 0.35A	50/60Hz	>0.95	-40 to 130 F°	<10%

Application Image



UC Davis, CA

Call Toll Free: 888-383-7578

www.everlastlight.com

© 2012 EverLast® Lighting. All Rights Reserved. Published by EverLast® Lighting, 2021 Wellworth Avenue, Jackson, Michigan 49203. Reproduction in part or whole of this document in any commercial uses including publication, broadcasting or redistribution in any medium without the prior written permission of the publisher is prohibited.