



Contemporary Walkway



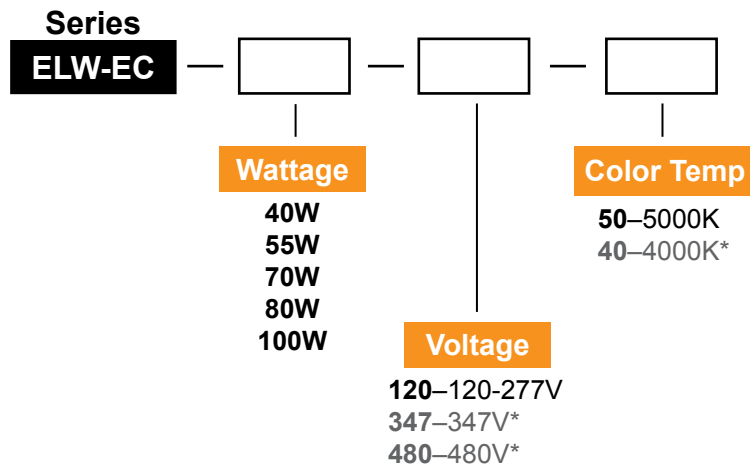
Description

- Series: ELW-EC
- Lamp Life Rating: 100,000 hours
- Lumen Maintenance: 70% over 100,000 hours
- Light Output: 5000K, 85 CRI
- IP Rating: IP54
- Applications: Parks, shopping malls, plazas
- Warranty: 10 Year Limited

Specifications and Patent Pending Features

- Excellent lighting uniformity and distribution due to superior optics design
- Diffused Acrylic lens reduces glare while offering Type V distribution
- Die cast aluminum housing with weatherproof powder coat finish
- Overhanging fixture lid for optimal cutoff and dark sky integrity
- Rugged slip fit design for easy installation and high wind load rating

Ordering Information



Bold = Standard

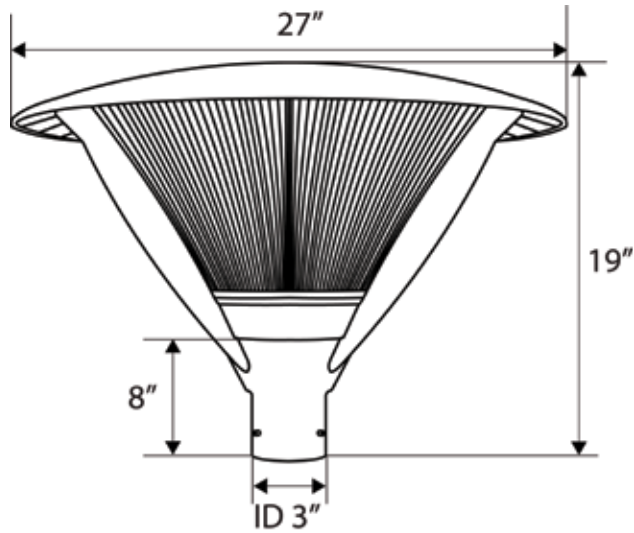
Grey * = Upgrade options available upon request

Example: **ELW-EC-40-120-50**

Call Toll Free: 888-383-7578

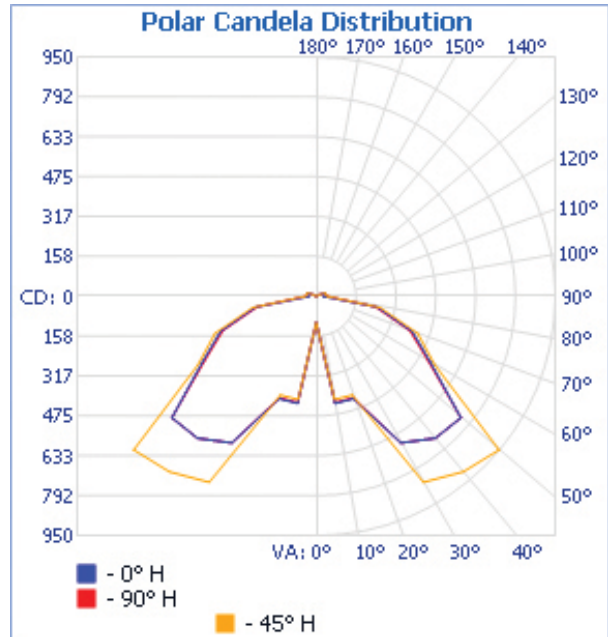
www.everlastlight.com

Dimensions



Photometric Data

70W



Lamp Specifications

Wattage	Lumens	L/W Ratio	CRI	CCT (KELVIN)	Rated Life
40W	3,350	84	>85	5000	100,000 hours
55W	4,650	84	>85	5000	100,000 hours
70W	5,900	84	>85	5000	100,000 hours
80W	7,150	84	>85	5000	100,000 hours
100W	8,400	84	>85	5000	100,000 hours

Ballast Specifications

System Wattage	Input Voltage	Input Current	Input Freq.	Power Factor	Ambient Temp	THD
44W	120-277V/480V	0.37-0.16A	50/60Hz	>0.95	-30 to 130 F°	<10%
61W	120-277V/480V	0.50-0.21A	50/60Hz	>0.95	-30 to 130 F°	<10%
78W	120-277V/480V	0.63-0.29A	50/60Hz	>0.95	-30 to 130 F°	<10%
90W	120-277V/480V	0.70-0.32A	50/60Hz	>0.95	-30 to 130 F°	<10%
111W	120-277V/480V	0.93-0.42A	50/60Hz	>0.95	-30 to 130 F°	<10%

Application Image



Public Park