



Daytona Cobra



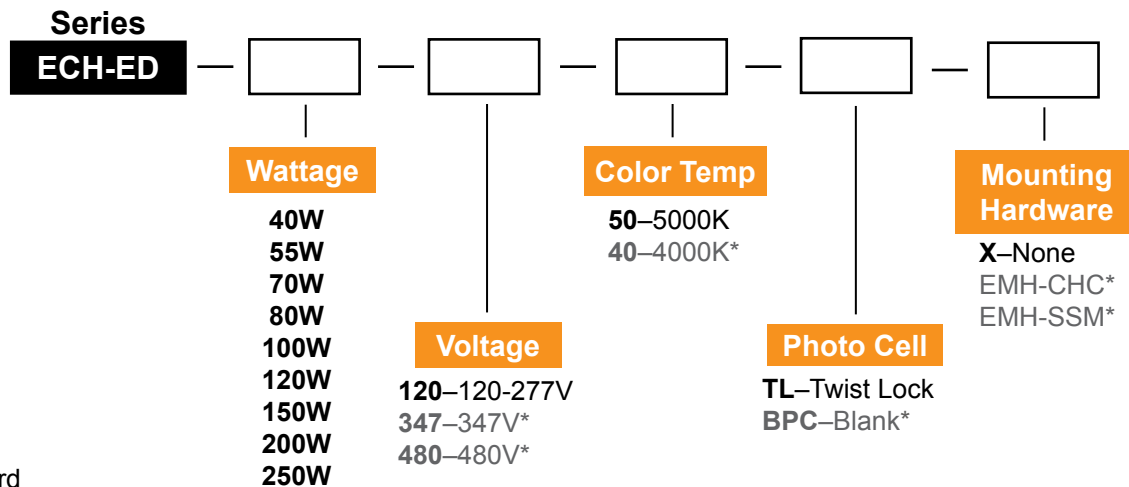
Description

- Series: ECH-ED
- Lamp Life Rating: 100,000 hours
- Lumen Maintenance: 70% over 100,000 hours
- Light Output: 5000K, 82-90 CRI
- IP Rating: IP54
- Applications: Freeway, highway, parking lots, public entrances, off-street areas
- EPA: 1.7ft²
- Warranty: 10 Year Limited

Specifications and Patent Pending Features

- High pressure die cast aluminum alloy housing for corrosion resistance
- Tempered full cut-off glass lens and easy open fixture design
- Anodized aluminum reflector for optimal light distribution
- Twist-lock photocell for automatic on-off
- Electronic ballast with high power factor
- Excellent vibration & shock resistance
- Slip fit mounts to 1 1/2-2 3/8in. OD pole

Ordering Information



Bold = Standard


Grey * = Upgrade options available upon request

Example: **ECH-ED-250-120-50-TL-X**

Recommended Roadway Lighting

IES Recommended Spacing	100W
Local	220'
Collector	220'
Major	200'
Expressway/Freeway A	200'
Freeway B	200'

Grid Statistics	100W
Average	1.0fc
Max	2.1fc
Min	0.3fc
Max/Min	7.0
Avg/Min	3.3

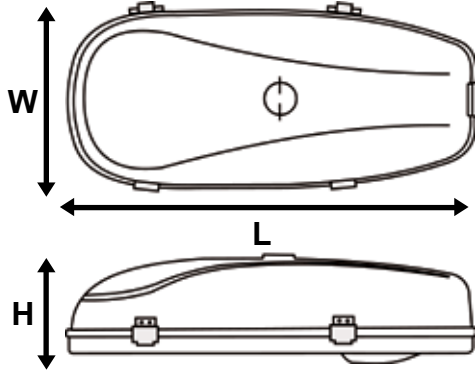


Call Toll Free: 888-383-7578

www.everlastlight.com

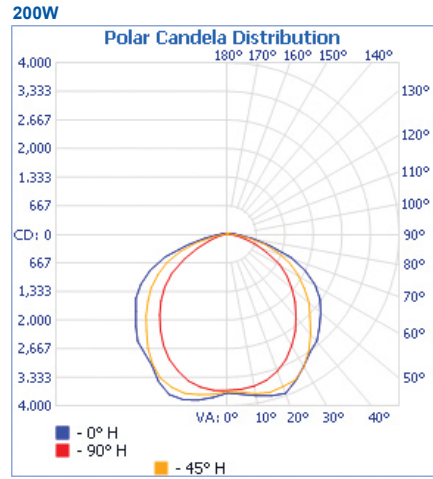


Dimensions



	L	W	H
40W-150W	31.54"	14.49"	7.68"
200W-250W	41.50"	16.50"	8.35"

Photometric Data



Lamp Specifications

Wattage	Lumens	L/W Ratio	CRI	CCT (KELVIN)	Rated Life
40W	3,350	84	82-85	5000	100,000 hours
55W	4,650	84	82-85	5000	100,000 hours
70W	5,900	84	82-85	5000	100,000 hours
80W	7,150	84	82-85	5000	100,000 hours
100W	8,400	84	82-85	5000	100,000 hours
120W	10,100	84	82-85	5000	100,000 hours
150W	12,600	84	82-85	5000	100,000 hours
200W	16,800	84	82-85	5000	100,000 hours
250W	21,000	84	82-85	5000	100,000 hours

Ballast Specifications

System Wattage	Input Voltage	Input Current	Input Freq.	Power Factor	Ambient Temp	THD
44W	120-277V/480V*	0.38-0.17A / 0.10A	50/60Hz	>0.95	-40 to 130 F°	<10%
61W	120-277V/480V*	0.50-0.21A / 0.13A	50/60Hz	>0.95	-40 to 130 F°	<10%
78W	120-277V/480V*	0.63-0.29A / 0.16A	50/60Hz	>0.95	-40 to 130 F°	<10%
90W	120-277V/480V*	0.70-0.32A / 0.19A	50/60Hz	>0.95	-40 to 130 F°	<10%
111W	120-277V/480V*	0.93-0.42A / 0.22A	50/60Hz	>0.95	-40 to 130 F°	<10%
134W	120-277V/480V*	1.05-0.46A / 0.28A	50/60Hz	>0.95	-40 to 130 F°	<10%
165W	120-277V/480V*	1.35-0.61A / 0.35A	50/60Hz	>0.95	-40 to 130 F°	<10%
215W	120-277V/480V*	1.77-0.88A / 0.45A	50/60Hz	>0.95	-40 to 130 F°	<10%
265W	120-277V/480V*	2.21-1.00A / 0.56A	50/60Hz	>0.95	-40 to 130 F°	<10%

Application Image



Federal Courthouse Building, Richland WA

Call Toll Free: 888-383-7578

www.everlastlight.com